

Glidewire®

Hydrophilic Coated Guidewires

Navicross®

Support Catheters

Glidecath®

Hydrophilic Coated Catheter

CHOOSE COMPATIBILITY FOR SUPERIOR PERFORMANCE

Combine TERUMO guidewires and
catheters for your procedural challenges

 **TERUMO**
INTERVENTIONAL
SYSTEMS

WORKING BETTER TOGETHER

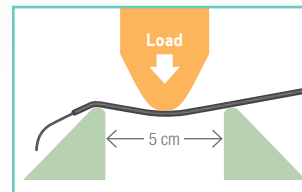
Combine TERUMO guidewires and catheters for superior access and lesion crossing^{1,a}

Glidewire[®]

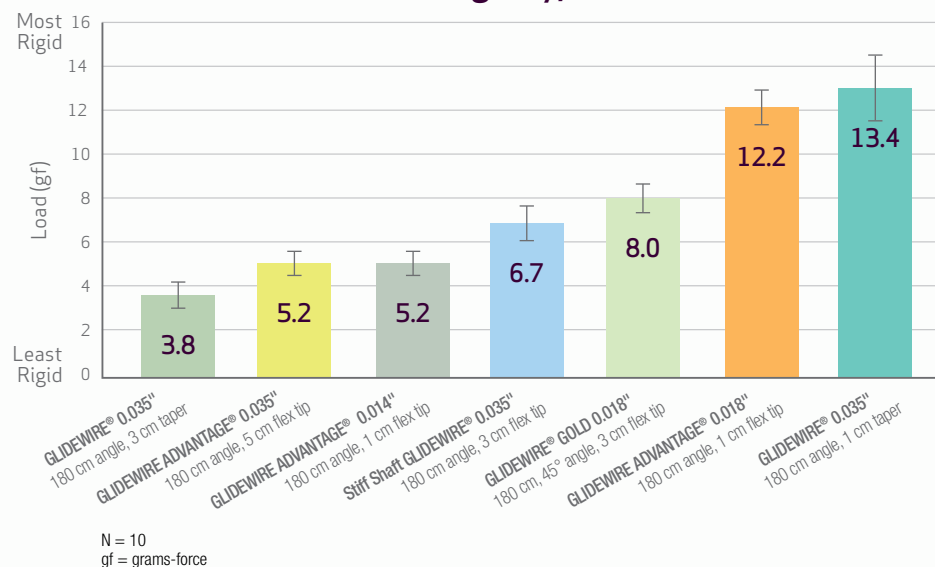
Hydrophilic Coated Guidewires

Address procedural challenges with a range of optimal wire stiffness profiles

The rigidity of select TERUMO GLIDEWIRE[®] Guidewires was established using a 3-point mechanical bend test protocol. This testing exerted force on guidewire shafts to measure wire stiffness.



GLIDEWIRE[®] Rigidity/Wire Stiffness¹



GLIDEWIRE[®] offers reliable performance for your challenging access procedures.

^aWhen compared to Cook CXI and Spectranetics Quick-Cross

Glidecath[®]

Hydrophilic Coated Catheter

Enhance selectivity and vessel navigation

- Excellent trackability and torque control¹
- Optimal vessel selectivity with 17 tip shapes for various anatomical scenarios

Navicross[®]

Support Catheters

Optimize access and complex lesion crossing

- Highest wire support for better wire control with a double-tapered tip^{1,b}
- Highest kink resistance and unmatched pushability with a double-braided design^{1,b}

^bWhen compared to leading competitors

LOW RIGIDITY

Leverage enhanced trackability
for vessel navigation with the combination
of GLIDEWIRE® and GLIDECATH®

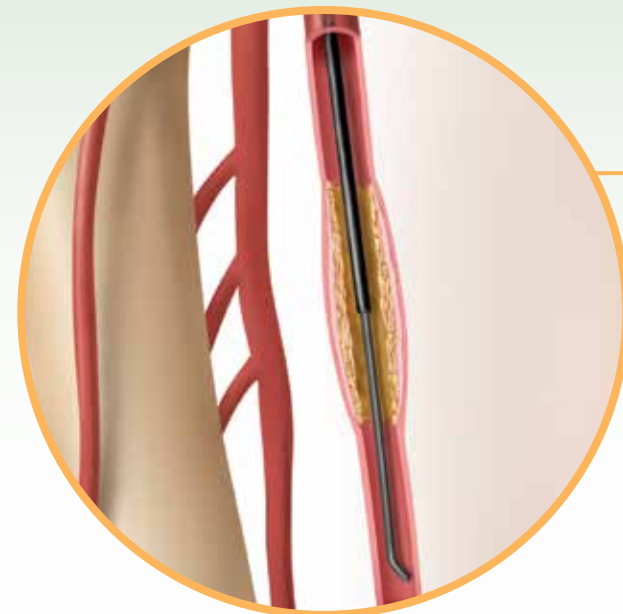
Glidewire[®] Hydrophilic Coated Guidewire

Challenge:

Optimize navigation and lesion crossing to reach and traverse a moderately occluding lesion located in the superficial femoral artery.

Solution:

Combine GLIDECATH® Hydrophilic Coated Catheter and GLIDEWIRE® Hydrophilic Coated Guidewire for optimal vessel navigation and best-in-class performance.^{1,a}



Stenosis Severity ~50%

HIGH RIGIDITY

Enable optimal lesion crossing
with the combination of GLIDEWIRE®
and NAVICROSS®

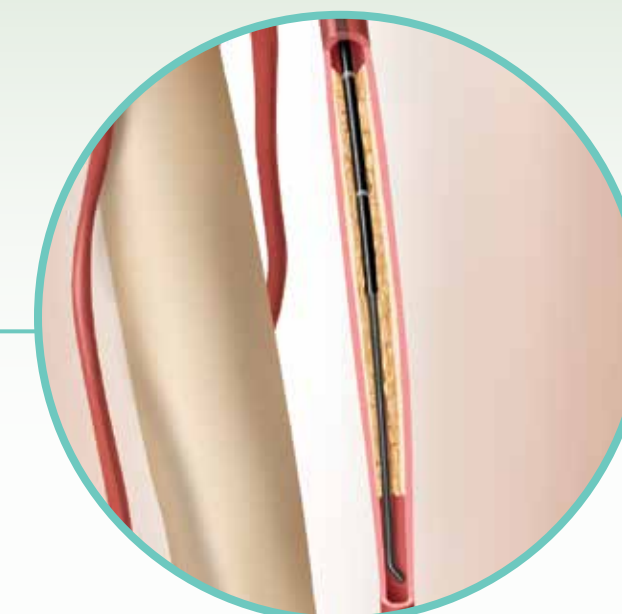
Glidewire[®] Hydrophilic Coated Guidewire

Challenge:

Reach and traverse a long and heavily calcified lesion in the superficial femoral artery with optimized pushability and kink resistance, while maintaining wire catheter shape.

Solution:

Combine NAVICROSS® Support Catheter with GLIDEWIRE® Hydrophilic Coated Guidewire for the best kink resistance, a small crossing profile and unmatched pushability to cross large segments of highly calcified lesions with best-in-class performance.^{1,a}



Stenosis Severity ~90%

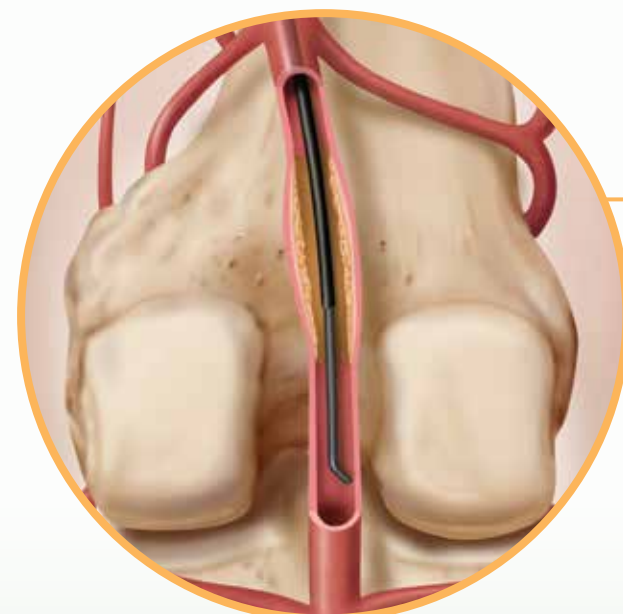
Glidewire Gold Hydrophilic Coated Guidewire

Challenge:

Reach and traverse softer lesions and mitigate potential damage to healthy tissue in a subtended popliteal occlusion with minimal visible calcification.

Solution:

Combine GLIDECATH® Hydrophilic Coated Catheter and GLIDEWIRE® GOLD Hydrophilic Coated Guidewire to mitigate potential vessel damage with best-in-class performance.^{1,a}



Stenosis Severity ~50%

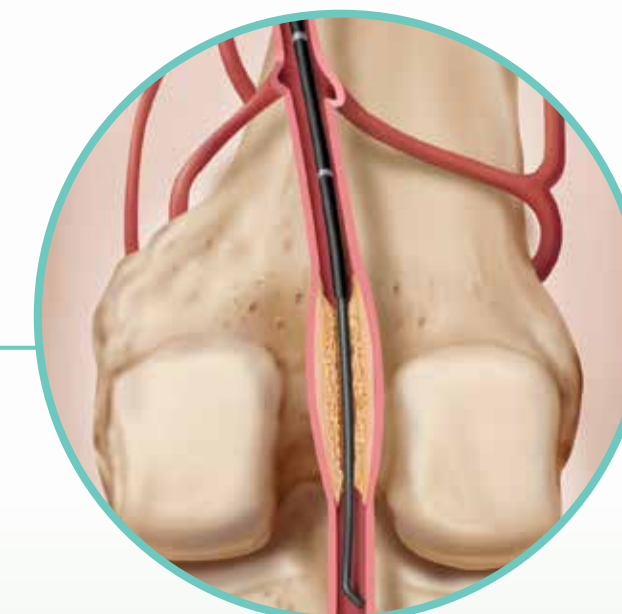
Glidewire Advantage[®] Peripheral Guidewires

Challenge:

Reach and traverse a heavily calcified lesion in the popliteal artery while preserving the shape of the wire and catheter.

Solution:

Combine NAVICROSS® Support Catheter and GLIDEWIRE ADVANTAGE® Guidewire for crossing large segments of highly calcified lesions with best-in-class performance.^{1,a}



Stenosis Severity ~90%

^aWhen compared to Cook CXI and Spectranetics Quick-Cross

^aWhen compared to Cook CXI and Spectranetics Quick-Cross



PUSHING BOUNDARIES

Terumo Interventional Systems is **committed to your success** with innovative procedural solutions and ongoing support for your most challenging cases.

We are relentlessly seeking new ways to help you apply effective solutions and achieve **better outcomes for more patients.**

Glidewire®
Hydrophilic Coated Guidewires

Navicross®
Support Catheters

Glidecath®
Hydrophilic Coated Catheter

Choose the compatible designs of TERUMO guidewires and catheters for your peripheral procedure challenges.

FIND OUT MORE



US: 800.888.3786
CA: 833.883.7866



US: terumo.com
CA: terumocanada.ca

Reference:

1. Data on file.

RX ONLY. The advertisement is directed to physicians only, and not to consumers. Refer to product labels and packaging insert for complete warnings, precautions, potential complications, and instructions for use. Products may not have regulatory approval in all countries. Please contact your local sales representative if you have questions about the availability of products in your area.

©2023 Terumo Medical Corporation and Terumo Medical Canada Inc. All rights reserved.
The third-party trademarks used herein are trademarks of their respective owners.
All other brand names are trademarks or registered trademarks of Terumo. PM-07549

**TERUMO**
INTERVENTIONAL
SYSTEMS